HSP 高壓支撐缸

High Pressure Supporting Cylinder

• Rod:ø16 mm • Pmax:500kg/cm²

彈簧頂出型 HSP-16A
Spring ejecting type

Type A

油壓頂出型 HSP-16B
Hydraulic ejecting type

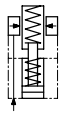

Type B

HSP-16A

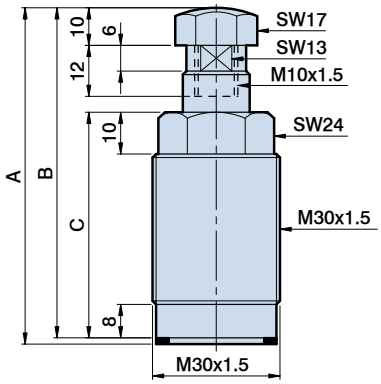

HSP-16B

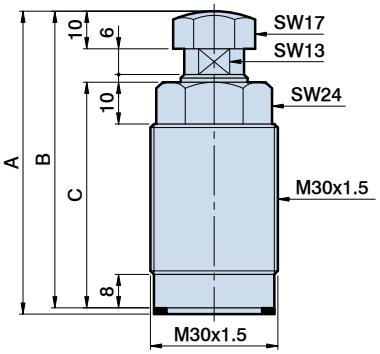

HSP-16Base

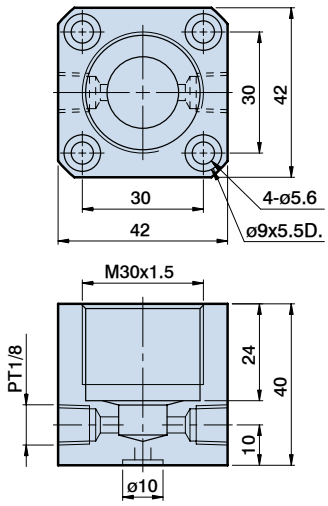

頂桿螺帽尺寸與適用型號
Rod nut sizes and applicable models

HSP-16A1 HSP-16B1 HSP-16B3
HSP-16A2 HSP-16B2 HSP-16B4

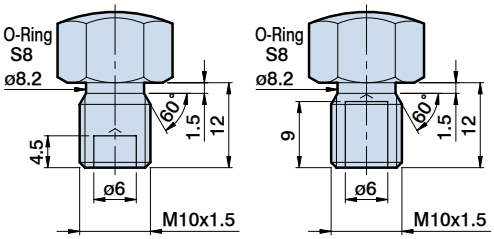

出力表
Output table

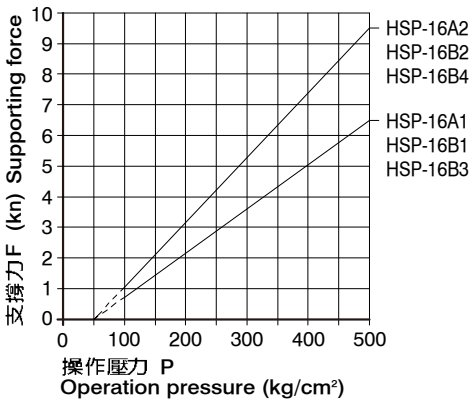

安裝底座示意圖
Mounting base diagram

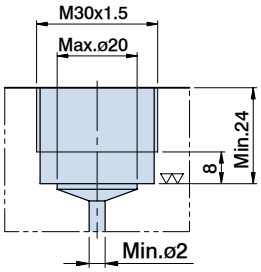

Dimensional table

ITEM / MODEL		HSP-16A1	HSP-16A2	HSP-16B1	HSP-16B2	HSP-16B3	HSP-16B4
頂桿直徑 Rod size	mm	ø16		ø16		ø16	
頂桿行程 Rod stroke	mm	8		8		15	
最小操作壓力 Min. pressure		100Kg/cm²					
頂桿接觸工件力量 Rod force of touching work-piece		Min=0.8Kg Max=1.3Kg		Min=1Kg Max=2.3Kg		Min=1Kg Max=2.3Kg	
理論支撐力 Supporting force	500Kg/cm²	650Kg	950Kg	650Kg	950Kg	650Kg	950Kg
A	mm	80.5	90.5	72.5	82.5	79.5	89.5
B	mm	79	89	71	81	78	88
C	mm	54	64	54	64	61	71

TAIWAN AMAC CLAMP INDUSTRIAL CO., LTD. TEL:886-4-2515 0011 FAX:886-4-2515 0022